

**LONG
LIFE
TECH**

Prestazioni

| | |
|----------------|-------|
| Tensione (V) | 12V |
| Capacità (Ah) | 110Ah |
| Corrente EN(A) | 950A |

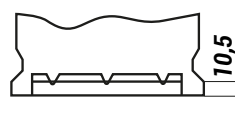
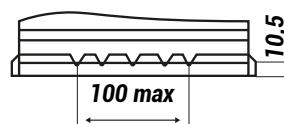
Monoblocco

| | |
|-----------|-----|
| Base | B13 |
| Polarità | DX |
| Coperchio | MF |

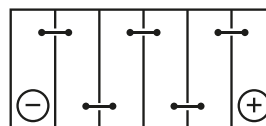
Dimensioni

| | |
|-----------------|-------|
| Lunghezza (mm) | 393 |
| Profondità (mm) | 175 |
| Altezza (mm) | 190 |
| Peso (kg) | 24,00 |

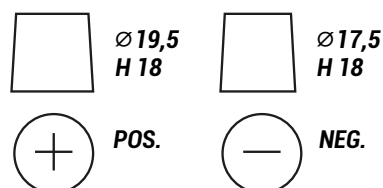
Fissaggio

B13

Schema di collegamento

0

Tipologia dei terminali

1

V.1/2025